



# IFR Quarterly Survey

## Demo Evaluation

as of 2020-01-02

# About the IFR Quarterly Survey

The IFR Quarterly Survey is conducted among **robot suppliers** in the IFR. Results are exclusively provided to participating companies. Please do not share the results to third-parties.

The results provide information on the **state of the market** by three major regions (America, Asia, Europe) and the **near future development** of these markets.

To address the current state of the market, the survey asks for the **growth of turnover** relative to the same quarter the year before.

To address the near future development, the survey asks for the **growth of incoming orders** relative to the same quarter the year before.

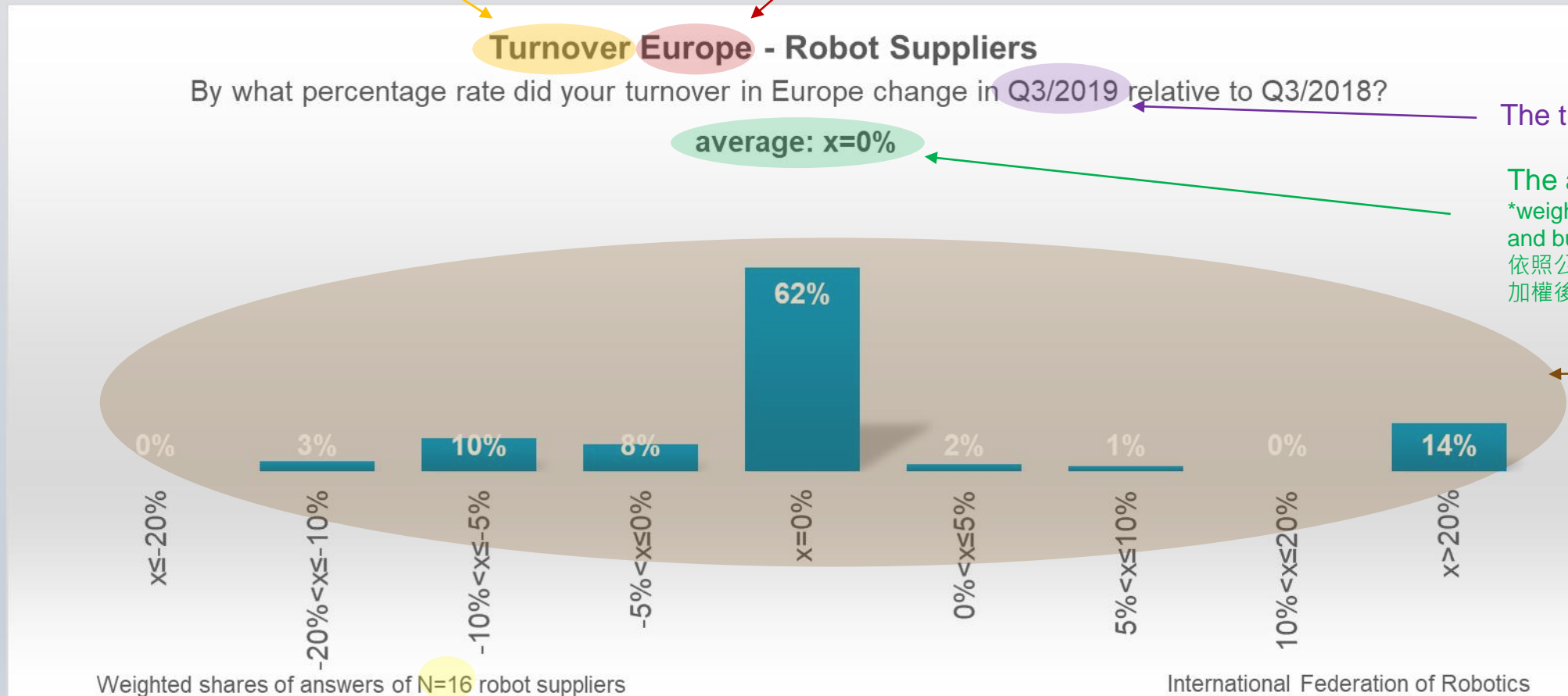
All answers are **weighted** according to the **company size** (measured by the number of full-time equivalent employees) and the company's **business activity** in the region (measured by each region's share in the company's turnover).

If you have questions about this survey, please do not hesitate to contact IFR Statistical Department ([statistics@ifr.org](mailto:statistics@ifr.org)).

# How to read the results

The indicator displayed 調查項目

The geographical area under consideration 調查地區



The time period 調查的時期

The average\* response  
\*weighted by company size and business activity  
依照公司規模及商業活動地區比例加權後的平均值

The detailed distribution of the answers  
詳細的調查結果

The number of survey participants 參與調查的人數

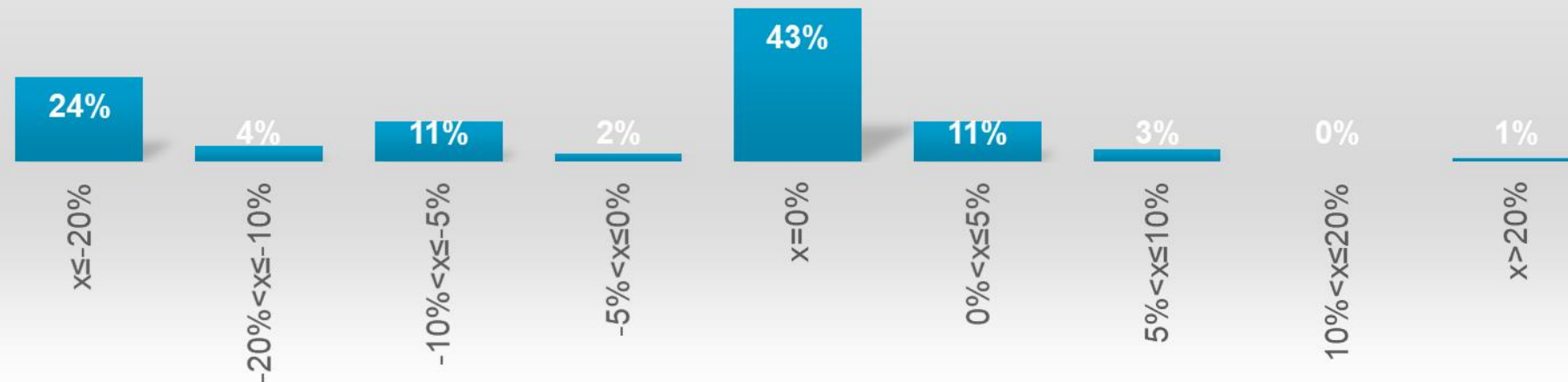
# Turnover America

## Turnover America - Robot Suppliers

By what percentage rate did your turnover in America change in Q3/2019 relative to Q3/2018?

average:  $-5\% < x \leq 0\%$

Mock data for demo evaluation



Weighted shares of answers of N=16 robot suppliers

International Federation of Robotics

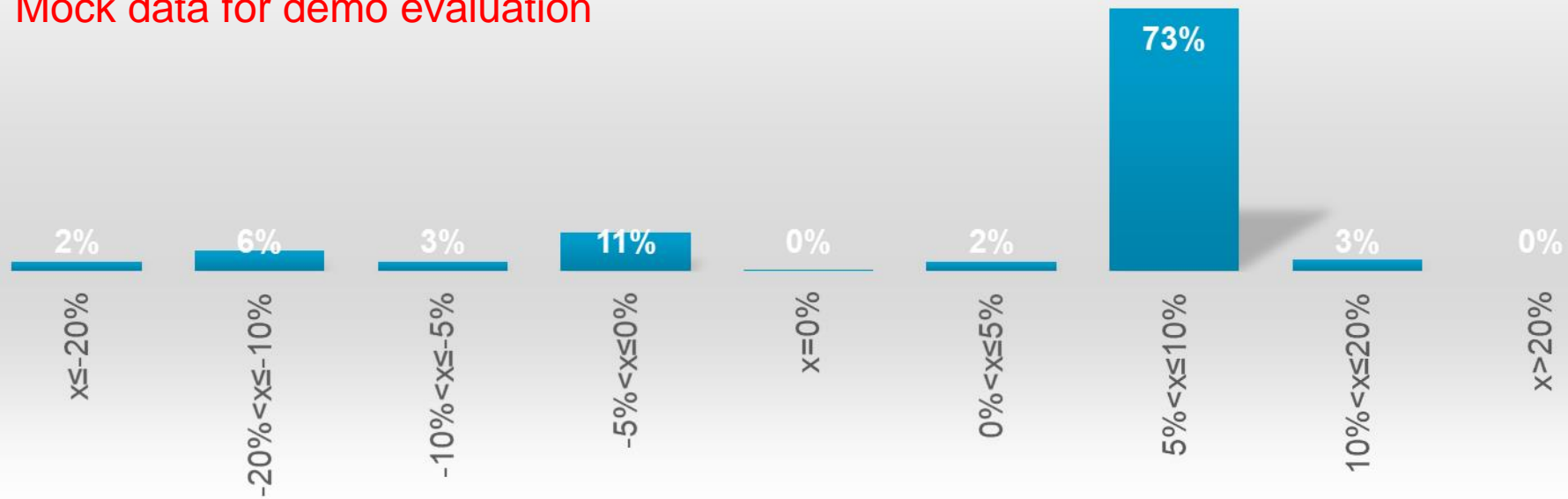
# Turnover Asia

## Turnover Asia - Robot Suppliers

By what percentage rate did your turnover in Asia change in Q3/2019 relative to Q3/2018?

average:  $0\% < x \leq 5\%$

Mock data for demo evaluation



Weighted shares of answers of N=16 robot suppliers

International Federation of Robotics

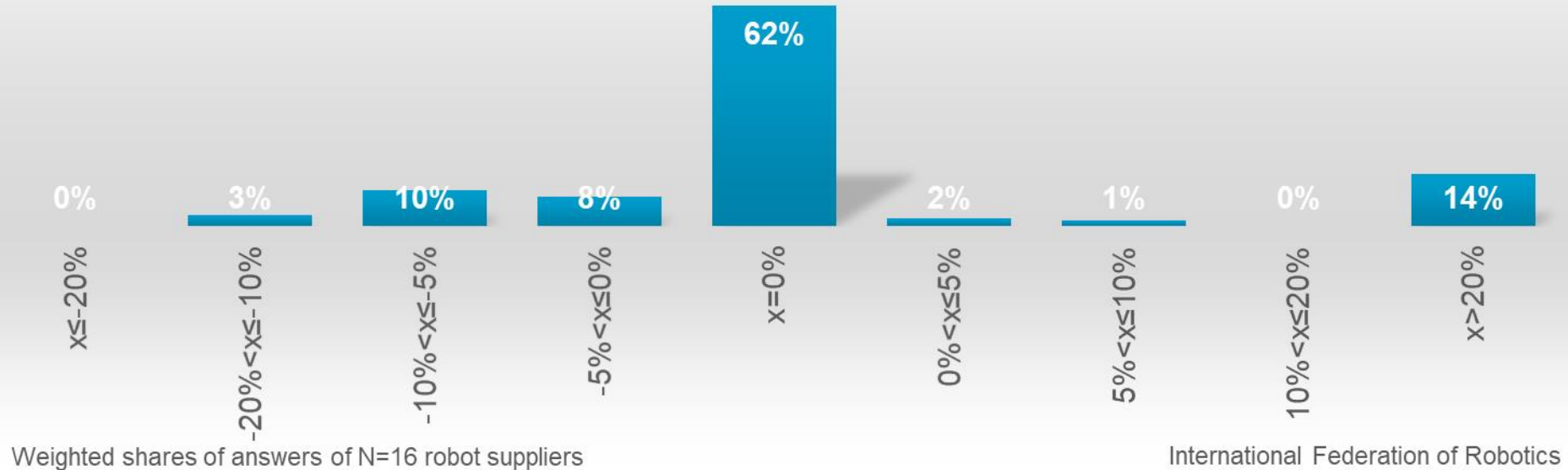
# Turnover Europe

## Turnover Europe - Robot Suppliers

By what percentage rate did your turnover in Europe change in Q3/2019 relative to Q3/2018?

average:  $x=0\%$

Mock data for demo evaluation



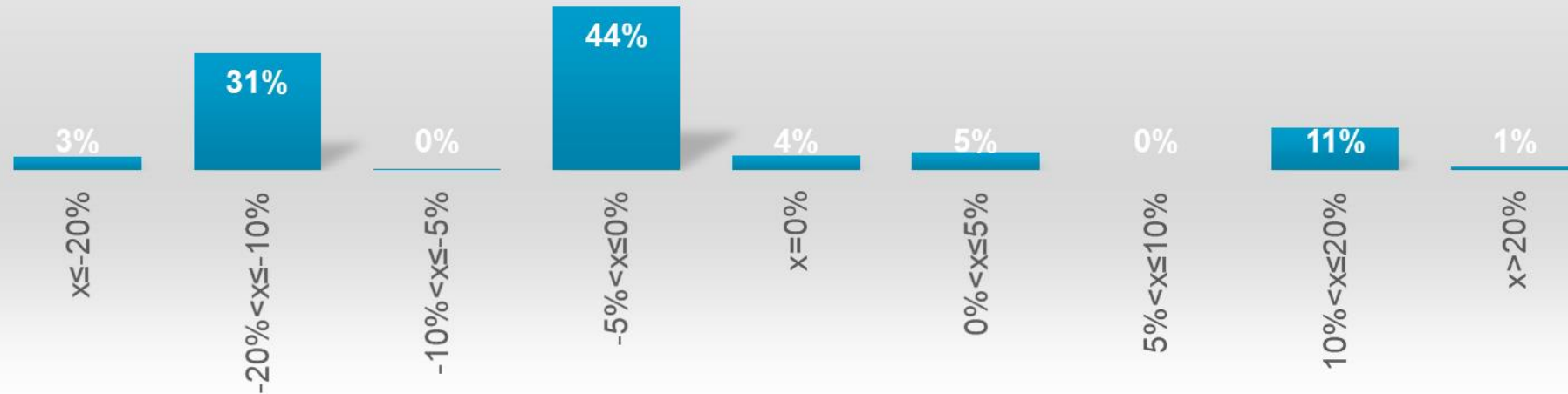
# Incoming Orders America

## Incoming Orders America - Robot Suppliers

By what percentage rate did your incoming orders in America change in Q3/2019 relative to Q3/2018?

average:  $-5\% < x \leq 0\%$

Mock data for demo evaluation



Weighted shares of answers of N=16 robot suppliers

International Federation of Robotics

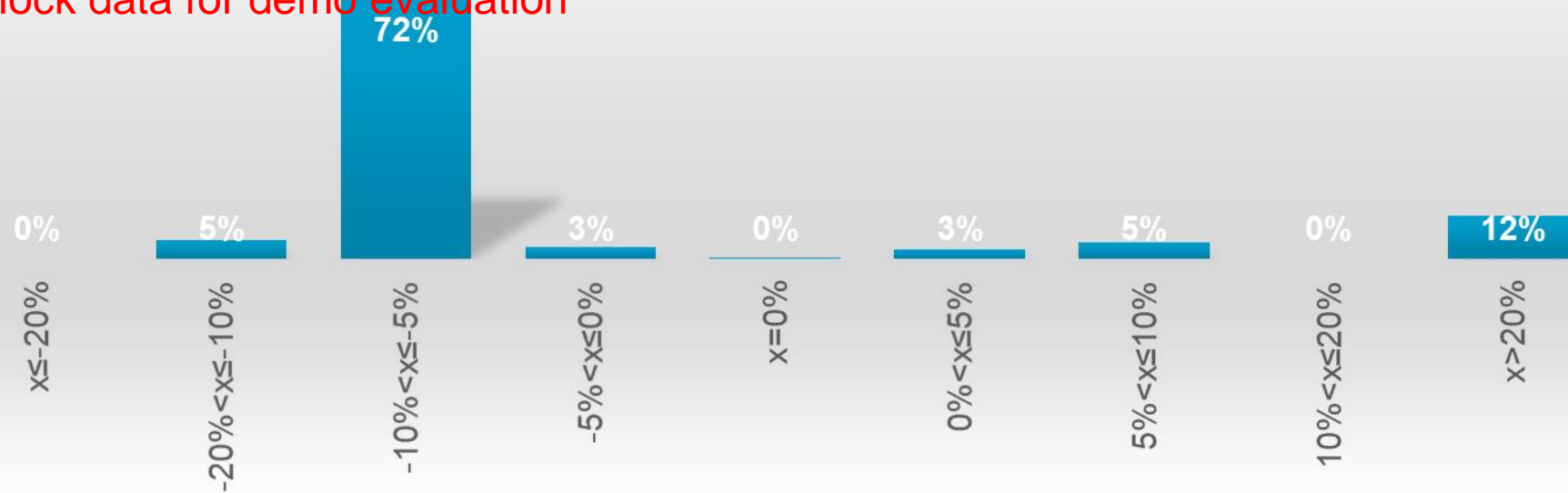
# Incoming Orders Asia

## Incoming Orders Asia - Robot Suppliers

By what percentage rate did your incoming orders in Asia change in Q3/2019 relative to Q3/2018?

average:  $-5\% < x \leq 0\%$

Mock data for demo evaluation



Weighted shares of answers of N=16 robot suppliers

International Federation of Robotics



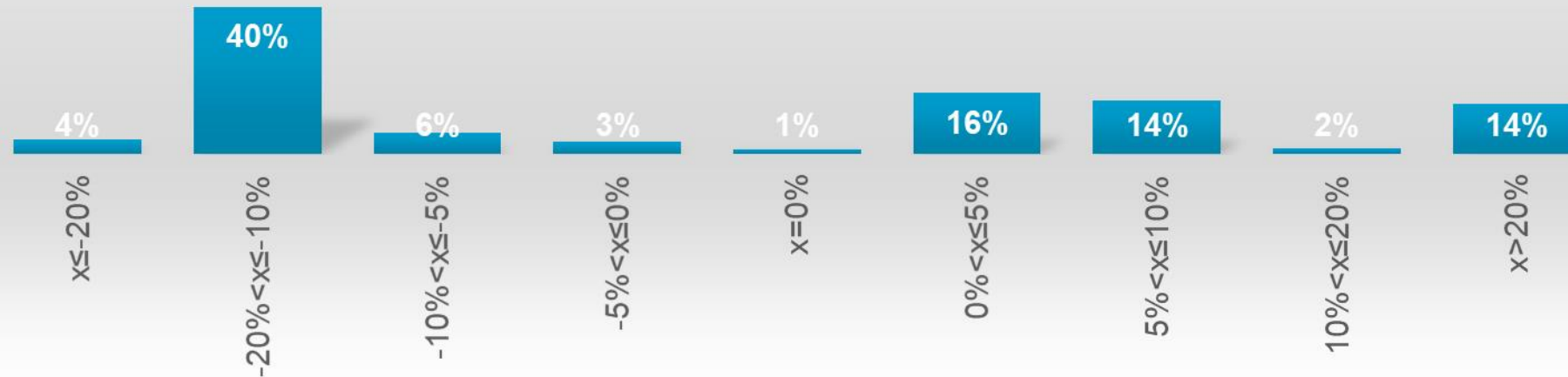
# Incoming Orders Europe

## Incoming Orders Europe - Robot Suppliers

By what percentage rate did your incoming orders in Europe change in Q3/2019 relative to Q3/2018?

average:  $x=0\%$

Mock data for demo evaluation



Weighted shares of answers of N=16 robot suppliers

International Federation of Robotics